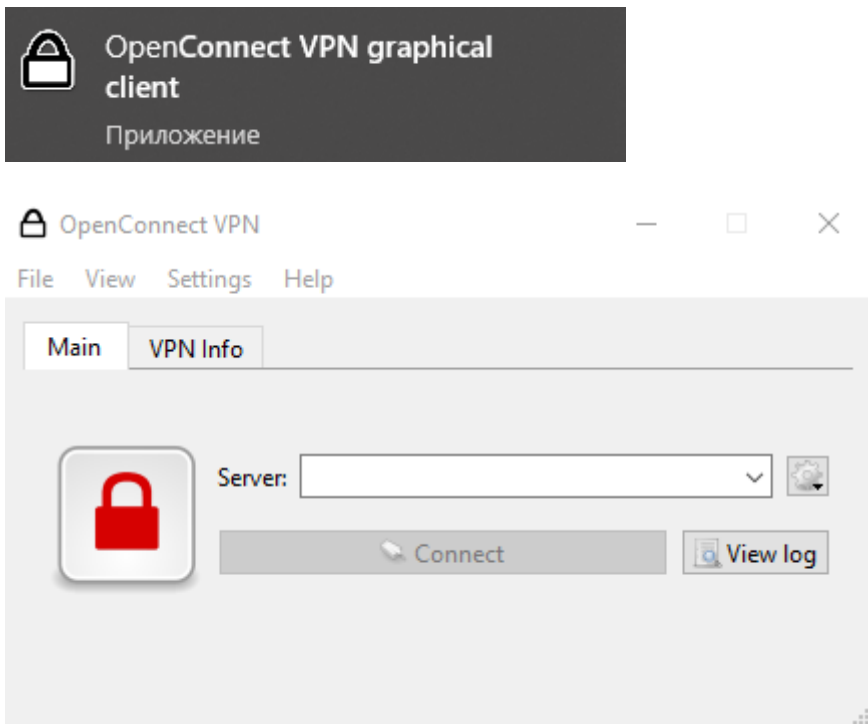


На компьютере (windows)

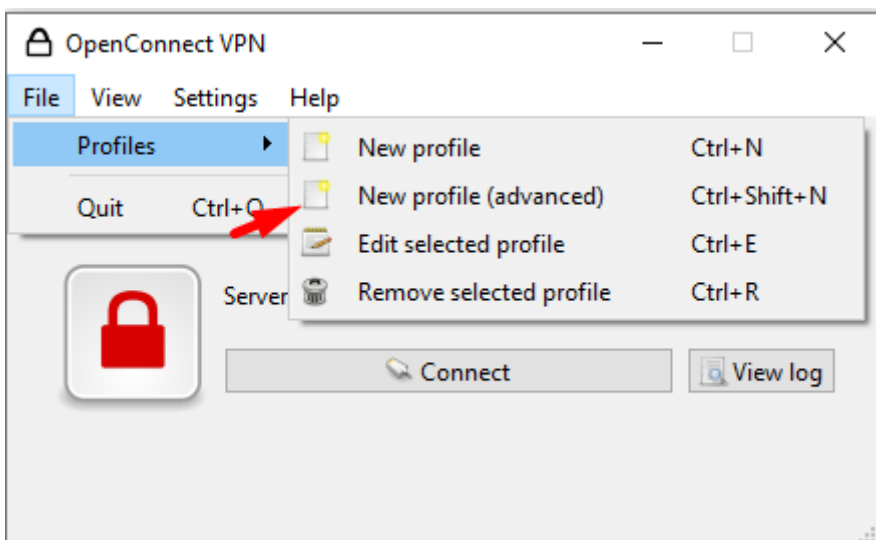
Скачиваем и устанавливаем:

<https://www.infradead.org/openconnect-gui/download/openconnect-gui-1.6.2-win64.exe>

Должно быть что-то вроде этого:



Заходим File-Profiles-New profile (advanced) или нажимаем Ctrl+Shift+N



и прописываем:

https://wg0.k-11.ru

Edit - OpenConnect VPN

Name: vpn

Gateway: https://wg0.k-11.ru

Username: eug01

Groupname: [empty]

CA Certificate: [empty]

Server Certificate: [empty]

OTP Token: HOTP (RFC4226)

VPN protocol: Cisco AnyConnect or OpenConnect

Interface Name: (Optional) Override default interface name

vpnc script: (Optional) Override default vpnc script

Log Level: (Application Default)

Local Certificate: System Store

User Certificate: [empty]

User Key: [empty]

Reconnect timeout: 300s

DTLS attempt period: 25s

Minimize on Connect

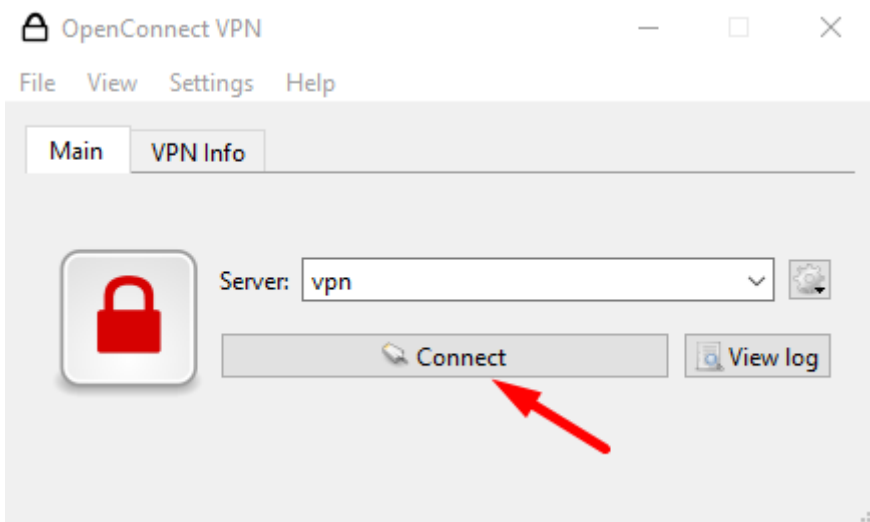
Batch mode

Disable UDP

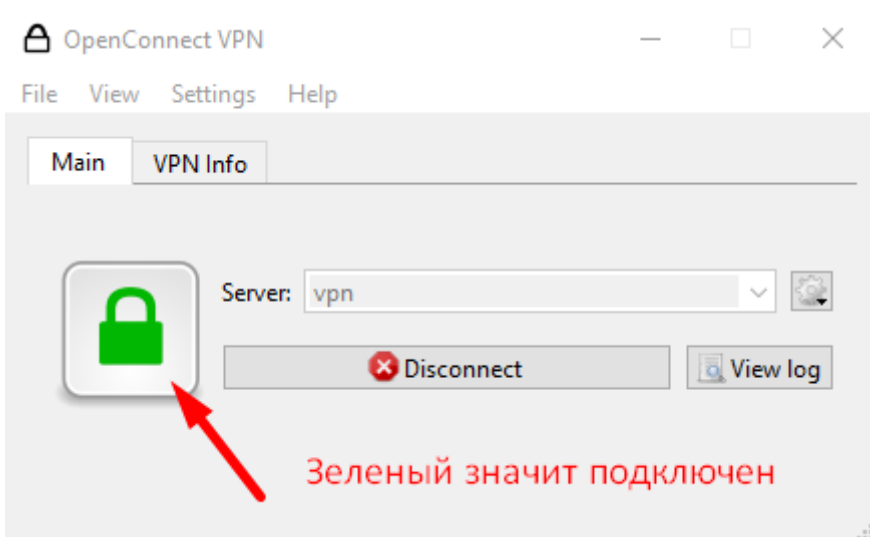
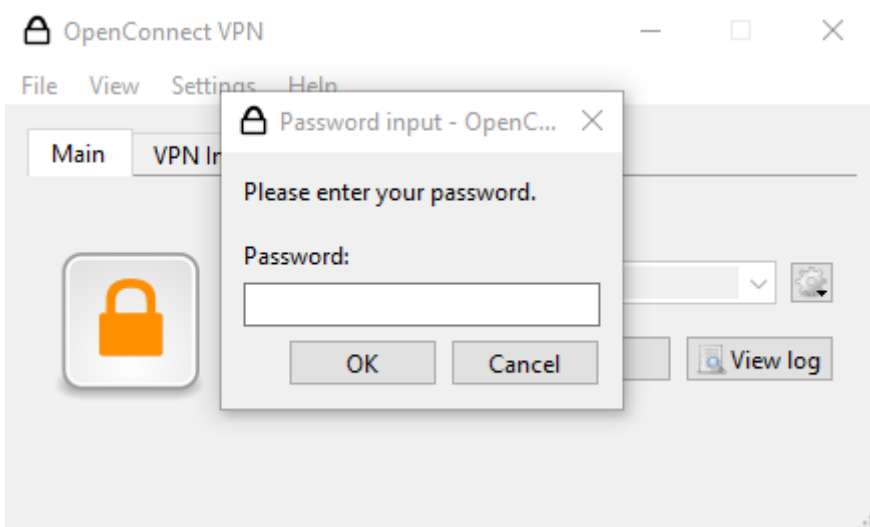
Use Proxy

Save Cancel

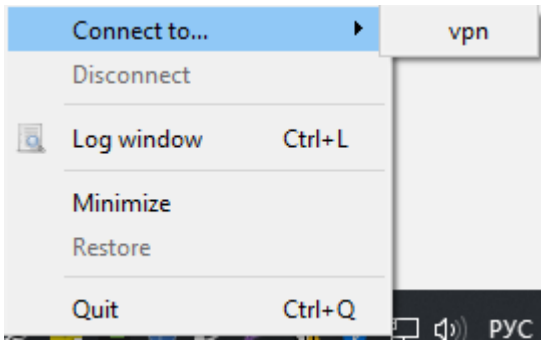
нажимаем connect



вводим пароль



Либо можно подключать справа внизу:



Revision #1

Created 20 May 2026 13:27:17 by eug

Updated 20 May 2026 13:49:36 by eug